

Technical Information Sheet



ISOgard™ CG Insulation

Item Description

Flat and Tapered Polyiso Boards

Flat Boards: 4' x 4' (1.22 m x 1.22 m), 4' x 8' (1.22 m x 2.44 m)

Tapered Boards: 4' x 4' (1.22 m x 1.22 m)

Slope Range: 1/8" per foot (.5%) to 1/2" per foot (4%)

Thickness Range: 0.5" (12.7 mm) to 4.5" (114.3 mm)

Other options available include: 4' x 7'4" (1.22 m x 2.25m).

Export cut for international shipments and scored ISO for metal retrofits.

Meets or exceeds performance requirements and recommendations of ASTM C 1289, Type II, Class 2

Description

Elevate ISOgard CG flat and tapered roof insulation consists of a closed cell polyiso foam core laminated to a specially coated, inorganic, fiberglass facer. ISOgard CG roof insulation provides outstanding fire, wind and thermal performance for single-ply and modified bitumen commercial roofing applications.

All Elevate polyisocyanurate foam insulations use EPA accepted blowing agents and qualify under the Federal Procurement Regulation for Recycled Material. Flat and tapered ISOgard CG insulation with ISOgard foam technology incorporates a HCFC-free blowing agent that does not contribute to the depletion of the ozone (ODP-free). Additionally, Elevate ISOgard CG insulation is a formaldehyde free material.

ISOgard CG insulation is a mold resistant material per ASTM D3273.

Method of Application

1. Insulation shall be neatly fitted to all roof penetrations, projections, and nailers.
2. No more insulation shall be installed than can be covered with membrane and completed before the end of each day's work or before the onset on inclement weather.
3. ISOgard CG flat and tapered insulation may be installed using: Elevate approved insulation adhesives.
4. Elevate ISOgard GL board may be installed using: Elevate fasteners and plates

NOTE: For ballasted systems, the top layer of Elevate insulation may not be mechanically attached.

See Elevate Technical Information Sheet 950 for insulation attachment patterns.

Warranty

Elevate ISOgard CG insulation is acceptable in approved Red Shield™ or Platinum™ Roofing Systems ranging from 5 to 30 years.

ISOgard CG Flute Span Over Metal Decks

Thickness	1" (25 mm)	1.25" (32 mm)	1.5" - 3.8" (38 mm – 96.5 mm)	4" (102 mm)
Span	2.63" (67 mm)	3.68" (93 mm)	4.38" (111 mm)	4.5" (114 mm)

Storage

- Keep insulation dry at all times.
- Elevate insulation above the deck or ground.
- Cover insulation with waterproof tarps.

Precautions

- Combustible. Refer to Safety Data Sheets (SDS) for more information.
- Do not install over wet, damp, or uneven substrates.

Specification Compliance

ASTM C1289, Type II, Class 2

UL Classified

UL 723/ASTM E84 Flame Spread 50, Smoke Developed 160-180

UL 1256: Construction No 120 and Construction No. 123

FM Class 1 Approved for steel deck constructions FM 4470/NFPA 276

(Refer to RoofNav for Specific Assemblies)

Manufactured in an ISO 9001 Registered Facility

CAN/ULC-S704, Type 2, Class 2

CAN/ULC-S704, Type 3, Class 2 available upon request



LEED® Information

See Recycled Content in Typical Properties table.

Manufacturing Locations: Youngwood, PA • Salt Lake City, UT • Bristol, CT • De Forest, WI • Florence, KY • Jacksonville, FL • Corsicana, TX

NOTE: LEED® is a registered trademark of the U.S. Green Building Council

Typical Properties		
Property	ASTM Test	Value
Thermal Resistance	C518	40 °F (4 °C) 6.2 R/in 75 °F (24 °C) 5.7 R/in 110 °F (43 °C) 5.0 R/in
Compressive Strength	D1621	*20 psi / 138 kPa
Density	D1622	2 pcf / 32 kg/m ³
Dimensional Stability	D2126	<2%
Moisture Vapor Transmission	E96	<1.0 Perm / <57.5 ng/(Pa•s•m ²)
Water Absorption by volume	C209	<1%
Service Temperature	---	-100 to 250 °F (-73 to 121 °C)

* 25 psi (172 kPa) available upon request in thickness: starting at 1.0" (25.4 mm) max 4.4" (111.76 mm) in Corsicana, TX
starting at 1.5" (38.1 mm) max 3.3" (83.8 mm) in Salt Lake City, UT
starting at 0.5" (12.7 mm) max 4.0" (101.6 mm) in Youngwood, PA and Bristol, CT
starting at 0.5" (12.7 mm) max 4.5" (114.3 mm) in Florence, KY
starting at 1.0" (25.4 mm) max 4.0" (101.6 mm) in De Forest, WI
starting at 1.5" (38.1 mm) max 4.0" (101.6 mm) in Jacksonville, FL

Product Information							
Thickness*		R-Value	Max Flute Span		Approximate Recycled Content		
inches	mm	**	inches	mm	Post-Consumer	Post Industrial	Total
0.5	12.70	2.9	1.50	38.10	52%	15%	67%
1.0	25.40	5.7	2.62	66.67	37%	15%	52%
1.1	27.94	6.3	2.62	66.67	36%	15%	51%
1.2	30.48	6.8	2.62	66.67	34%	15%	49%
1.3	33.02	7.4	3.67	93.34	32%	15%	47%
1.4	35.56	8.0	3.67	93.34	30%	15%	45%
1.5	38.10	8.6	4.37	111.12	29%	15%	44%
1.6	40.64	9.1	4.37	111.12	27%	15%	42%
1.7	43.18	9.7	4.37	111.12	26%	15%	41%
1.75	44.45	10.0	4.37	111.12	26%	15%	41%
1.8	45.72	10.3	4.37	111.12	25%	15%	40%
1.9	48.26	10.8	4.37	111.12	24%	15%	39%
2.0	50.80	11.4	4.37	111.12	24%	15%	39%
2.1	53.34	12.0	4.37	111.12	22%	15%	37%
2.2	55.88	12.6	4.37	111.12	21%	15%	36%
2.25	57.15	12.9	4.37	111.12	21%	15%	36%
2.3	58.42	13.2	4.37	111.12	21%	15%	36%
2.4	60.96	13.8	4.37	111.12	20%	15%	35%
2.5	63.50	14.4	4.37	111.12	20%	15%	35%
2.6	66.04	15.0	4.37	111.12	19%	15%	34%
2.7	68.58	15.6	4.37	111.12	18%	15%	33%
2.75	69.85	15.9	4.37	111.12	18%	15%	33%
2.8	71.12	16.2	4.37	111.12	18%	15%	33%
2.9	73.66	16.8	4.37	111.12	17%	15%	32%
3.0	76.20	17.4	4.37	111.12	17%	15%	32%
3.1	78.74	18.0	4.37	111.12	16%	15%	31%
3.2	81.28	18.6	4.37	111.12	16%	15%	31%
3.25	82.55	18.9	4.37	111.12	16%	15%	31%
3.3	83.82	19.2	4.37	111.12	16%	15%	31%
3.4	86.36	19.9	4.37	111.12	15%	15%	30%
3.5	88.90	20.5	4.37	111.12	15%	15%	30%
3.6	91.44	21.1	4.37	111.12	14%	15%	29%
3.7	93.98	21.7	4.37	111.12	14%	15%	29%
3.75	95.25	22.0	4.37	111.12	14%	15%	29%
3.8	96.52	22.3	4.37	111.12	14%	15%	29%
3.9	99.06	23.0	4.37	111.12	14%	15%	29%
4.0	101.60	23.6	4.50	114.30	14%	15%	29%
4.1	104.14	24.2	4.50	114.30	13%	15%	28%
4.2	106.58	24.9	4.50	114.30	13%	15%	28%
4.25	107.95	25.2	4.50	114.30	13%	15%	28%
4.3	109.22	25.5	4.50	114.30	13%	15%	28%
4.4	111.76	26.1	4.50	114.30	13%	15%	28%
4.5	114.3	26.8	4.50	114.30	13%	15%	28%

*Other thicknesses available upon request.

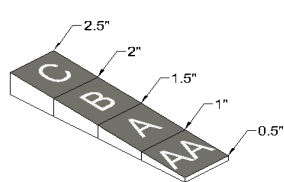
**R- values provide a 15-year time-weighted average in accordance with CAN/ULC-S770.

Available Sizes

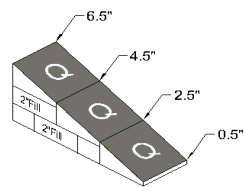
Flat Boards: 4' x 4' (1.22 m x 1.22 m), 4' x 8' (1.22 m x 2.44 m)
Thickness ranging from 1.0" (25 mm) to 4.0" (101.6 mm)

Tapered Boards: 4' x 4' (1.22 m x 1.22 m), 4' x 8' (1.22 m X 2.44 m) (special order)
Thickness ranging from 0.5" (12.7 mm) to 4.0" (101.6 mm)
Slopes ranging from 1/16" per foot (.5%) to 1/2" per foot (4%)

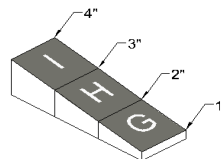
Tapered ISOgard CG (available sizes)		
Panel Code	Min-Max Thickness / inch (mm)	Slope
AA	0.5 – 1.0 (12.7 - 25.4)	1/8" (1%)
A	1.0 – 1.5 (25.4 - 38.1)	1/8" (1%)
B	1.5 – 2.0 (38.1 – 50.8)	1/8" (1%)
C	2.0 – 2.5 (50.8 – 63.5)	1/8" (1%)
G	1.0 – 2.0 (25.4 – 50.8)	1/4" (2%)
H	2.0 – 3.0 (50.8 – 76.2)	1/4" (2%)
I	3.0 – 4.0 (76.2 – 100.6)	1/4" (2%)
X	0.5 – 1.5 (12.7 – 38.1)	1/4" (2%)
Y	1.5 – 2.5 (38.1 – 63.5)	1/4" (2%)
Z	2.5 – 3.5 (63.5 – 88.9)	1/4" (2%)
Q	0.5 – 2.5 (12.7 – 63.5)	1/2" (4%)



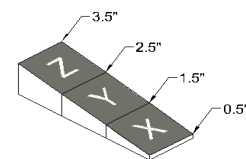
1/8"/ft. Tapered Section



1/2"/ft. Tapered Section



1/4"/ft. Tapered Section



1/4"/ft. Tapered Section

Please contact Holcim Technical Services at 800-428-4511 for further information.

This sheet is meant to highlight Elevate products and specifications and is subject to change without notice. Holcim takes responsibility for furnishing quality materials that meet published Elevate product specifications or other technical documents, subject to normal manufacturing tolerances. Neither Holcim nor its representatives practice architecture. Holcim offers no opinion on and expressly refuses any responsibility for the soundness of any structure. Holcim accepts no liability for structural failure or resultant damages. Consult a competent structural engineer prior to installation if the structural soundness or structural ability to properly support a planned installation is in question. No Holcim representative is authorized to vary this disclaimer.